

DOS (DISK OPERATING SYSTEM)

It is single user 16 /32 bits operating system. It is CUI(Character user Interface)base operating system which developed Microsoft corporation its extension part .com , .exe , .txt ,.bat ...etc.

What is DOS?

MS-DOS is a "Disk Operating System". That means it is simply: "a System for Operating the Computer from a Disk": It enabled the user to organize data files, load and execute (run) program files, and control the input and output devices attached to the computer. There were other historical brands of DOS besides the most well known "MS-DOS", ie: PC-DOS, DR-DOS/OPENDOS.

What is Booting?

When the switch is on the operating system program placed in the disk move to the main memory or ram of a computer. The cpu part of computer works only as per instruction placed in ram the transfer of the operating system program from disk to ram is known as Booting. it has two type :- **1) Cold Booting**

2) Warm Booting

A cold boot refers to the general process of starting the hardware components of a computer

a warm boot is a method of restarting a computer that is already on without completely turning the computer off. On a computer running Windows, a warm boot can be accomplished by pressing the Ctrl+Alt+Del keys

Command has two type **1) Internal Command**

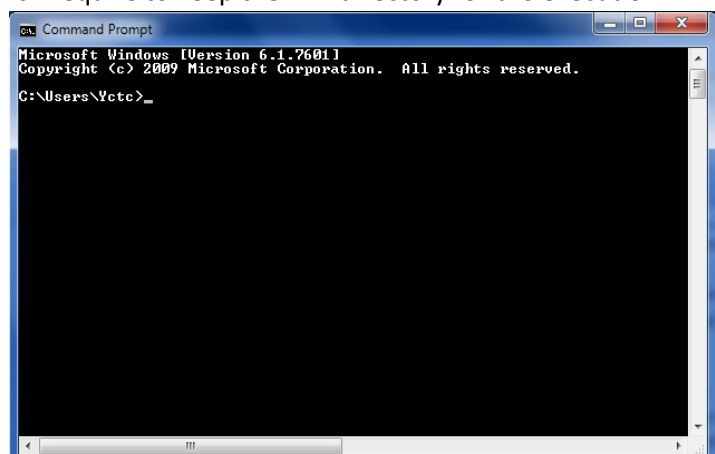
2) External Command

The command system which is built in and which do not require to keep them in directory for the execution of command are known as Internal Command.

Example :- Date , Time , cls , Dir , Cd , Md ;

The command system which is not built in and which require to keep them in directory for the execution of command are known as External Command.

Example :- Tree ,Edit ,Xcopy, Label Discopy



How to Open Dos

⇒ Start → All program → Accessories → Command Prompt
OR

Press windows Key + r → type cmd → and hit enter key from keyboard

Command :-

How to create a File

- Copy # con # filename with extension name (amitpal.txt)

How to save file

- CTRL + Z or F6(Key)

How to Copy File

- Copy # Filename # New file name
amitpal.txt # asimpal.txt

How to display File Contain

- Type # Filename .txt (amitpal.txt)

How to delete file

- Del # File name

How to rename file

- Ren # old filename # New filename
amitpal.txt anitpal.txt

How to hide file

- Attrib # +h # File name

How to Unhide File

- Attrib # -h # Filename

How to Read only File

- Attrib # +R # Filename

How to Read and write File

- Attrib # -R # Filename

How To EDIT a file

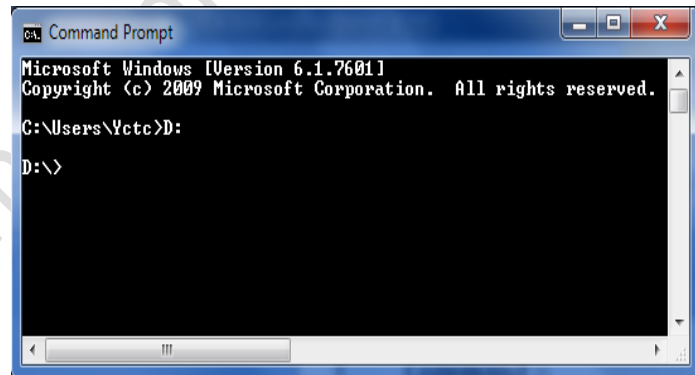
- EDIT # filename.txt OR
- Type NOTEPAD # filename.txt (for 64 bit operating system)
(After Edit to Save Alt → F → S and to Exit Alt → F → X)

To MOVE a File

- Move# filename.txt # Path (where to move)

To change Drive:

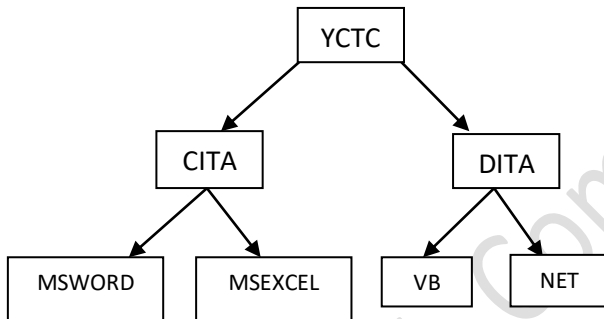
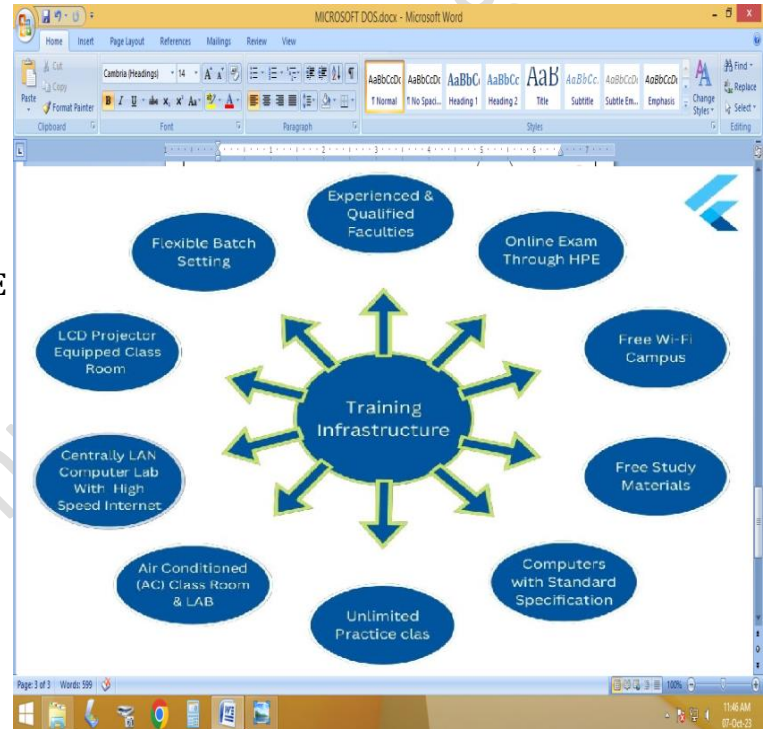
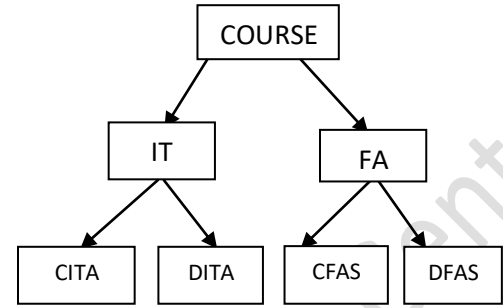
Com- Drive name : Enter
D O R E



An advertisement for the Chandrakona Road Youth Computer Training Centre. It features a banner with text in Bengali. On the left, there is a photo of two young men sitting at a computer workstation. On the right, there is a photo of a young woman sitting on the floor with her arms raised in a celebratory gesture. The text on the banner includes: "পশ্চিমবঙ্গ সরকার", "যুব কল্যাণ বিভাগের যৌথ উদ্যোগে পরিচালিত", "চন্দ্রকোণারোড", "যুব কম্পিউটার প্রশিক্ষণ কেন্দ্র", "চন্দ্রকোণারোড (বেলগেট পূর্ব)", and contact information: "PH:NO - 03227-299917 :: Mobile No - 9647196571".

Command :-

1. How to display date , - Date
2. How to display Time - Time
3. How to display version - ver
4. How to display volume - vol
5. How to display directory - dir
6. Display data page wise - dir/p
7. Display data width wise - dir/w
8. Display hidden file - dir/ah
9. **To Make a directory - MD**
10. **To Change Directory - CD**
11. **To Remove Directory - RD**
12. **To Come Back/Return - CD..**
13. **To Clear the Screen - CLS**
14. **To see the Directory Structure -TREE**



পশ্চিমবঙ্গ সরকার
যুব কল্যাণ বিভাগের যৌথ উদ্যোগে পরিচালিত
চন্দ্রকোণারোড
যুব কম্পিউটার প্রশিক্ষণ কেন্দ্র
চন্দ্রকোণারোড (রেলগেট পূর্ব)
PH:NO - 03227-299917 :: Mobile No - 9647196571